

## Data Sheet

# PLUS+1<sup>®</sup> Mobile Machine Displays

## DP210 Series



Danfoss DP210 Series Displays are elements of the PLUS+1<sup>®</sup> family of mobile machine management products.

The DP210 Series provide high quality, cost effective performance solutions to fit the needs of today's mobile machines.

The DP210 Series features a USB mini-B connection at the front of the display. This port allows full access to all devices on the machine CAN network via the PLUS+1<sup>®</sup> GUIDE Service Tool.

Large function-programmable buttons provide tactile feedback. The high resolution display is viewable in a wide range of lighting conditions. Backlight and contrast settings are adjustable.

The DP210 Series feature robust mechanical, electrical and ingress protection specifications that meet the demands of mobile machine operation.



### Features

#### Model dependent

- 3.8" high resolution grayscale LCD display
- 4 programmable soft keys
- 2 red, 2 green, 2 amber software controlled LEDs
- 2 CAN 2.0B ports
- 1 fixed-range analog input
- 2 digital/analog/frequency/current/rheostat inputs
- 1 (0.5A) digital output
- Real time clock
- USB 2.0 port with mini-B connector
- PLUS+1<sup>®</sup> GUIDE programmable
- J1939 engine monitor software package (requires application key)
- Data logging capability
- Rugged IP 54 rated housing
- Integrated DEUTSCH connector

- Extended temperature performance range
- CE and E marked
- Mounting hardware and panel seal gasket included

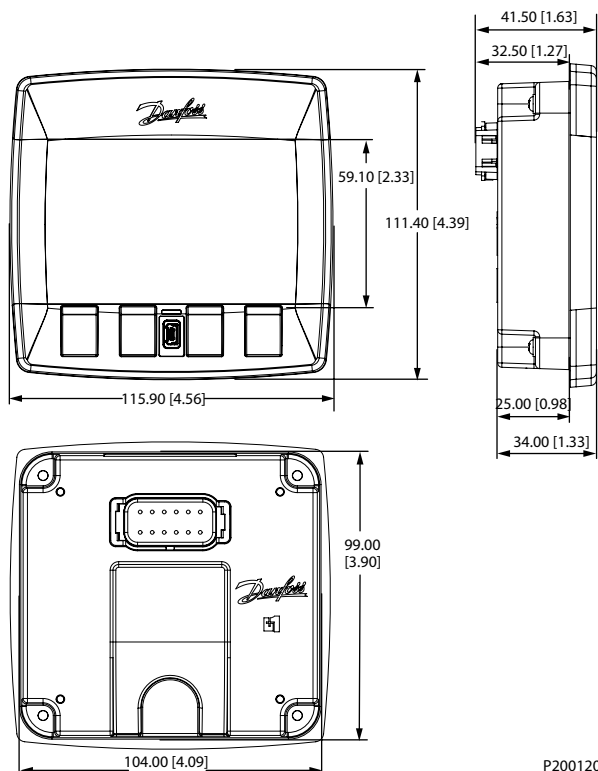
---

[Comprehensive technical literature online at powersolutions.danfoss.com](http://powersolutions.danfoss.com)

---

**Dimensions**

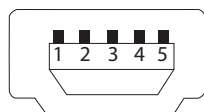
mm [in]



P200120

This display series is recommended for in-cab installation only.

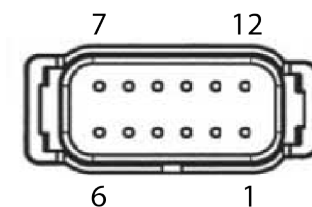
**Pin assignments**



P200 129

*USB mini-B pin connector*

1	VBUS
2	D-
3	D+
4	NC
5	GND



kwa1449086169773

Use care when wiring mating connector. Diagram shows device pins.

*DEUTSCH 12-pin connector*

1	Power ground-
2	Power supply+
3	CAN 0 High
4	CAN 0 Low
5	AIN/CAN Shield
6	N/A
7	N/A
8	CAN 1 High
9	CAN 1 Low
10	DIN/AIN/FREQ IN/CURRENT IN, RHEOSTAT
11	DIN/AIN/FREQ IN/CURRENT IN, RHEOSTAT
12	DOUT (0.5A)

**Model features**

A	B	C	D	E	F	Part number
DP210	04	01	02	04	01	10106884
	04	01	03	04	01	10107383

**Specifications**

<b>Processor</b>	ARM 7 core, 16/32 bit, 72 MHz
<b>RAM</b>	64 KB on-chip, 1 MB on board
<b>FRAM</b>	8 KB
<b>Supply voltage</b>	9 to 63 V dc/6.5 Watts
<b>Connector</b>	DEUTSCH DTM-12
<b>Type</b>	LCD with 32 grayscale levels
<b>Resolution</b>	240 × 160 pixels
<b>Viewable area</b>	80 mm × 55 mm [3.15 x 2.16]
<b>IP Rating</b>	IP 54*
<b>Operation temperature</b>	-40° C to +70° C [-40° F to +158° F]
<b>Storage temperature</b>	-40° C to +85° C [-40° F to +176° F]
<b>Weight</b>	250 g [0.5 lb]
<b>Vibration/shock</b>	5 g / 1000 g
<b>EMC/ESD</b>	100 V/m / 15 kV
<b>Digital output (0.5A)</b>	1

\* USB in front display carries a full IP54 rating only if the USB mating connector or seal plug cover is in place.

**Mobile Machine Displays DP210**

---

*A: Model name*

<b>DP210</b>	PLUS+1 <sup>®</sup> Mobile Machine Displays
--------------	---

*B: Input/output options*

<b>04</b>	2 CAN ports, 2 multifunction
-----------	------------------------------

*C: Real time clock*

<b>01</b>	RTC and LTF
-----------	-------------

*D: Flash memory/application key*

<b>02</b>	2 MB without Application Key
<b>03</b>	2 MB with Application Key

*E: Application log (vault memory)*

<b>04</b>	2 MB
-----------	------

*F: USB port type*

<b>01</b>	USB device
-----------	------------

<b>Related product</b>	<b>Part number</b>
DEUTSCH Mating Connector Bag Assembly (16-20 AWG)	10102025
DEUTSCH Mating Connector Bag Assembly (20-34 AWG)	10100944
DP210 Mounting Hardware Kit	10107264
PLUS+1 <sup>®</sup> GUIDE Single User License	10101000
DP210 Panel Seal Replacement Gasket	10105916

ENGINEERING  
TOMORROW



---

Danfoss can accept no responsibility for possible errors in catalogues, brochures and other printed material. Danfoss reserves the right to alter its products without notice. This also applies to products already on order provided that such alterations can be made without changes being necessary in specifications already agreed.  
All trademarks in this material are property of the respective companies. Danfoss and the Danfoss logotype are trademarks of Danfoss A/S. All rights reserved.

---